


level 2

TECHNIC LESSONS

by JAMES BASTIEN

THE BASTIEN PIANO LIBRARY



THE BASTIEN PIANO LIBRARY

and Supplementary Books

Primer Level

- Method:* Piano Lessons, Primer (WP1)
or Piano Lessons, Traditional Primer (WP100)
Theory: Theory Lessons, Primer (WP6)
or Theory and Technic, Traditional Primer (WP101)
Technic: Technic Lessons, Primer (WP11)
Supplementary: Christmas Favorites, Primer (WP48)
Favorite Classic Melodies, Primer (WP72)
First Pops For Piano (WP135)
First Songs of My Country (WP140)
Folk Tune Favorites, Primer (WP46)
Happy Halloween, Primer-Level 2 (WP103)
Happy Valentine's, Primer-Level 2 (WP104)
Hymn Favorites, Primer (WP43)
Piano Recital Solos, Primer (WP64)
Piano Solos, Primer (WP22)
or Piano Solos, Traditional Primer (WP102)
Sheet Music: Primer Level solos (see inside back cover)

Level 1

- Method:* Piano Lessons, Level 1 (WP2)
Theory: Theory Lessons, Level 1 (WP7)
Note Speller Level 1 (WP20)
Technic: Technic Lessons, Level 1 (WP12)
Sight Reading: Sight Reading, Level 1 (WP16)
Sonatinas: More Mini Sonatinas (WP408)
Three Mini Sonatinas (WP139) [1-2]
Supplementary: Bastien Favorites, Level 1 (GP83)
Christmas Favorites, Level 1 (WP49)
Favorite Classic Melodies, Level 1 (WP73)
Folk Tune Favorites, Level 1 (WP47)
Happy Halloween, Primer-Level 2 (WP103)
Happy Valentine's, Primer-Level 2 (WP104)
Hymn Favorites, Level 1 (WP44)
Piano Recital Solos, Level 1 (WP65)
Piano Solos, Level 1 (WP23)
Pop Piano Styles, Level 1 (WP51)
Stephen Foster Favorites (WP27)
Walt Disney Favorites (GP28)
Ensemble: Christmas Duets, Level 1 (GP311)
Duet Favorites, Level 1 (WP60)
Sheet Music: Level 1 solos (see inside back cover)

Level 2

- Method:* Piano Lessons, Level 2 (WP3)
Theory: Theory Lessons, Level 2 (WP8)
Technic: Technic Lessons, Level 2 (WP13)
Sight Reading: Sight Reading, Level 2 (WP17)
Sonatinas: Three Mini Sonatinas (WP139) [1-2]
Supplementary: Bastien Favorites, Level 2 (GP84)
Christmas Favorites, Level 2 (WP50)
Favorite Classic Melodies, Level 2 (WP74)
Happy Halloween, Primer-Level 2 (WP103)
Happy Valentine's, Primer-Level 2 (WP104)
Hymn Favorites, Level 2 (WP45)
Patriotic Songs For Piano (WP21)
Piano Recital Solos, Level 2 (WP66)
Piano Solos, Level 2 (WP24)
Pop Piano Styles, Level 2 (WP52)
Ensemble: Christmas Duets, Level 2 (GP312)
Duet Favorites, Level 2 (WP61)
Sheet Music: Level 2 solos (see inside back cover)

Level 3

- Method:* Piano Lessons, Level 3 (WP4)
Theory: Theory Lessons, Level 3 (WP9)
Technic: First Hanon Studies (WP31) [3]
Technic Lessons, Level 3 (WP14)
Sight Reading: Sight Reading, Level 3 (WP18)
Repertoire: First Piano Repertoire Album (WP70) [3-4]
Sonatinas: First Sonatinas (GP302)
Supplementary: Bastien Favorites, Level 3 (GP85)
Christmas Favorites, Level 3 (WP68)
Country, Western 'N Folk, Book 1 (GP66)
Favorite Classic Melodies, Level 3 (WP75)
Hebrew Favorites (GP92)
Piano Recital Solos, Level 3 (WP77)
Piano Solos, Level 3 (WP25)
Pop Piano Styles, Level 3 (WP53)
Ensemble: Christmas Duets, Level 3 (GP313)
Duet Favorites, Level 3 (WP62)
Sheet Music: Level 3 solos (see inside back cover)

Level 4

- Method:* Piano Lessons, Level 4 (WP5)
Theory: Theory Lessons, Level 4 (WP10)
Technic: Major Scales & Pieces (GP11)
Technic Lessons, Level 4 (WP15)
Sight Reading: Sight Reading, Level 4 (WP19)
Repertoire: First Piano Repertoire Album (WP70) [3-4]
Piano Literature, Volume 1 (GP9)
Sonatinas: First Sonata Album (WP124)
Sonatina Favorites, Book 1 (GP97)
Sonatinas For The Seasons (GP310)
Supplementary: Bastien's Best of Bacharach and David (WP134)
Bastien Favorites, Level 4 (GP86)
Christmas Favorites, Level 4 (WP69)
Country, Western 'N Folk, Book 2 (GP67)
Favorite Classic Melodies, Level 4 (WP76)
Nutcracker Suite, The (WP67)
Piano Recital Solos, Level 4 (WP78)
Piano Solos, Level 4 (WP26)
Pop Piano Styles, Level 4 (WP54)
Scott Joplin Favorites (GP90)
Ensemble: Christmas Carols for Multiple Pianos (GP42)
Duet Favorites, Level 4 (WP63)
Sheet Music: Level 4 solos (see inside back cover)

INTERMEDIATE PIANO COURSE

Level 1

- Method:* Intermediate Repertoire 1 (WP105)
Theory: Intermediate Theory 1 (WP108)
Technic: Intermediate Technic 1 (WP111)
Solo Collection: Intermediate Multi-key Solos 1 (WP114)

Level 2

- Method:* Intermediate Repertoire 2 (WP106)
Theory: Intermediate Theory 2 (WP109)
Technic: Intermediate Technic 2 (WP112)
Solo Collection: Intermediate Multi-key Solos 2 (WP115)

Level 3


- Method:* Intermediate Repertoire 3 (WP107)
Theory: Intermediate Theory 3 (WP110)
Technic: Intermediate Technic 3 (WP113)
Solo Collection: Intermediate Multi-key Solos 3 (WP116)

level 2

TECHNIC LESSONS

by JAMES BASTIEN

THE BASTIEN PIANO LIBRARY



KJOS WEST • Neil A. Kjos Music Company, Publisher • San Diego, California

TO THE TEACHER

TECHNIC LESSONS, Level 2, is designed to be used simultaneously with **PIANO LESSONS, Level 2** (©1976 KJOS WEST, San Diego, California, Ed. No. WP3). It may also be used with any piano course.

DYNAMICS Unless indicated, the dynamics are to be suggested by the teacher. On each repeat of the exercise, have the student use a different dynamic level.

TEMPO Direct the student to play each exercise in three tempos: slow, medium and fast. On each repeat, have the student use a different tempo.

TOUCH Some exercises have specific directions to practice both legato and staccato. Many of the legato exercises (those with slurs) may also be played staccato at the teacher's discretion.

TRANSPOSITION Transposition is indicated for some exercises. Additional transposition for these exercises may be suggested at the teacher's discretion.

The goal of **TECHNIC LESSONS** is to develop hand and finger coordination and facility, and to develop ease and control at the keyboard. A variety of keyboard experiences is provided to give the student a basic foundation in beginning fundamentals.

Suggested Use of Materials with "PIANO LESSONS, Level 2."

After completing page 5, the student is ready to begin	Theory Lessons -Level 2 (WP8)
After completing page 7, the student is ready to begin	Technic Lessons -Level 2 (WP13)
After completing page 13, the student is ready to begin	Piano Solos -Level 2 (WP24)
After completing page 15, the student is ready to begin	Sight Reading -Level 2 (WP17)
After completing page 18, the student is ready to begin	
these Supplementary Books	Bastien Favorites -Level 2 (GP84)
		Duet Favorites -Level 2 (WP61)
		Christmas Favorites -Level 2 (WP50)
		Christmas Duets -Level 2 (GP312)
		Favorite Classic Melodies -Level 2 (WP74)
		Hymn Favorites -Level 2 (WP45)
		Piano Recital Solos -Level 2 (WP66)
		Pop Piano Styles -Level 2 (WP52)

SHEET MUSIC from **Level Two Solos** may be assigned to the student at the teacher's discretion.

8/81

ISBN 0-8497-5012-1

Any reproduction, adaptation or arrangement of this work in whole or in part without the consent of the copyright owner constitutes an infringement of copyright.
©1976 Kjos West, San Diego, California
Inter. Copyright Secured All Rights Reserved Printed in U.S.A.

TO THE STUDENT

The studies in this book are designed to help you play the piano with ease and control. Allow time each day for technic practice. You might use these studies as warm-ups before beginning to practice your pieces.

Think of these three points often.

HEIGHT

Sit up high enough to reach the keys easily. Your wrists and forearms should be in a *straight line* over the keys. Do you have a piano stool or a piano chair at home which moves up and down? If not, cushions or telephone books will help raise you up when you practice.

POSTURE

Sit up *straight* in front of the center of the piano. Place your feet flat on the floor.

HAND POSITION

When playing the piano, hold your fingers in a nice *curved shape*. Imagine you are holding a ball. This is the way the fingers should be curved when playing the piano.

CONTENTS

	Page		Page
Five Finger Patterns.....	4	Varied Studies	21
Dotted Rhythm Studies.....	5	D Major Scale Studies.....	22
C Major Scale Studies	6	Primary Chords in D Major.....	23
5ths - 6ths	8	A Major Scale Studies.....	24
I V ₇ Chords in C Major.....	9	Primary Chords in A Major.....	25
Primary Chords in C Major.....	10	E Major Scale Studies.....	26
Phrasing Studies	12	Primary Chords in E Major.....	27
Legato - Staccato Studies.....	13	Minor Chords	28
G Major Scale Studies.....	14	Crossing Hands	29
I V ₇ Chords in G Major.....	15	Chromatics	30
Primary Chords in G Major.....	16	Double Notes	30
$\frac{6}{8}$ Rhythm Studies	17	Finger Extension Study	31
F Major Scale Studies.....	18	Teacher's Technic	32
Primary Chords in F Major.....	19		
Scale Etudes	20		

FIVE FINGER PATTERNS

WALKING~RUNNING

1st time—*legato*

2nd time—*staccato*

First exercise, first time (legato). The piece is in 4/4 time. The right hand starts with a quarter note G4 (finger 1), followed by quarter notes A4, B4, and C5. The left hand starts with a quarter note G3 (finger 5), followed by quarter notes F3, E3, and D3. The melody continues with eighth notes in the right hand and quarter notes in the left hand. The piece concludes with a whole note G4 in the right hand and a whole note G3 in the left hand.

First exercise, second time (staccato). The piece is in 4/4 time. The right hand starts with a quarter note G4 (finger 1), followed by quarter notes A4, B4, and C5. The left hand starts with a quarter note G3 (finger 5), followed by quarter notes F3, E3, and D3. The melody continues with eighth notes in the right hand and quarter notes in the left hand. The piece concludes with a whole note G4 in the right hand and a whole note G3 in the left hand.

Second exercise, first time (legato). The piece is in 4/4 time. The right hand starts with a quarter note G4 (finger 1), followed by quarter notes A4, B4, and C5. The left hand starts with a quarter note G3 (finger 5), followed by quarter notes F3, E3, and D3. The melody continues with eighth notes in the right hand and quarter notes in the left hand. The piece concludes with a whole note G4 in the right hand and a whole note G3 in the left hand.

Second exercise, second time (staccato). The piece is in 4/4 time. The right hand starts with a quarter note G4 (finger 1), followed by quarter notes A4, B4, and C5. The left hand starts with a quarter note G3 (finger 5), followed by quarter notes F3, E3, and D3. The melody continues with eighth notes in the right hand and quarter notes in the left hand. The piece concludes with a whole note G4 in the right hand and a whole note G3 in the left hand.

MARCH OF THE MARTIANS

Transpose: F, G

legato—staccato

Musical score for 'March of the Martians' in 4/4 time. The piece consists of two staves (treble and bass clef). The melody in the treble clef starts with a quarter note G4 (fingered 1), followed by eighth notes A4, B4, C5, D5, E5, F5, G5, and a dotted quarter note G5. The bass clef accompaniment starts with a quarter note G2 (fingered 5), followed by eighth notes A2, B2, C3, D3, E3, F3, G3, and a dotted quarter note G3. The piece ends with a double bar line and repeat dots.

DIZZY FINGERS

Transpose: F, G

legato—staccato

Musical score for 'Dizzy Fingers' in 4/4 time. The piece consists of two staves (treble and bass clef). The melody in the treble clef starts with a quarter note G4 (fingered 1), followed by eighth notes A4, B4, C5, D5, E5, F5, G5, and a dotted quarter note G5. The bass clef accompaniment starts with a quarter note G2 (fingered 5), followed by eighth notes A2, B2, C3, D3, E3, F3, G3, and a dotted quarter note G3. The piece ends with a double bar line and repeat dots.

DOTTED RHYTHM STUDIES

Transpose: F, G

legato—staccato

1.

Musical score for Dotted Rhythm Study 1 in 4/4 time. The piece consists of two staves (treble and bass clef). The melody in the treble clef starts with a dotted quarter note G4 (fingered 1), followed by eighth notes A4, B4, C5, D5, E5, F5, G5, and a dotted quarter note G5. The bass clef accompaniment starts with a dotted quarter note G2 (fingered 5), followed by eighth notes A2, B2, C3, D3, E3, F3, G3, and a dotted quarter note G3. The piece ends with a double bar line and repeat dots.

Transpose: F, G

legato—staccato

2.

Musical score for Dotted Rhythm Study 2 in 4/4 time. The piece consists of two staves (treble and bass clef). The melody in the treble clef starts with a dotted quarter note G4 (fingered 1), followed by eighth notes A4, B4, C5, D5, E5, F5, G5, and a dotted quarter note G5. The bass clef accompaniment starts with a dotted quarter note G2 (fingered 5), followed by eighth notes A2, B2, C3, D3, E3, F3, G3, and a dotted quarter note G3. The piece ends with a double bar line and repeat dots.

C MAJOR SCALE STUDIES

1.

turn thumb under

cross over thumb

cross over thumb

turn thumb under

2.

3.

Contrary Motion

Musical notation for exercise 3, showing contrary motion in 4/4 time. The piece consists of four measures. The right hand (treble clef) starts with a quarter note G4, followed by quarter notes A4, B4, and C5. The left hand (bass clef) starts with a quarter note G3, followed by quarter notes A3, B3, and C4. The melody in the right hand moves up, while the melody in the left hand moves down. Fingering numbers 1 and 3 are indicated above and below the notes.

4.

Contrary Motion

Musical notation for exercise 4, showing contrary motion in 2/4 time. The piece consists of four measures. The right hand (treble clef) starts with a quarter note G4, followed by quarter notes A4, B4, and C5. The left hand (bass clef) starts with a quarter note G3, followed by quarter notes A3, B3, and C4. The melody in the right hand moves up, while the melody in the left hand moves down. Fingering numbers 1 and 3 are indicated above and below the notes.

5.

Contrary Motion

Musical notation for exercise 5, showing contrary motion in 4/4 time. The piece consists of four measures. The right hand (treble clef) starts with a quarter note G4, followed by quarter notes A4, B4, and C5. The left hand (bass clef) starts with a quarter note G3, followed by quarter notes A3, B3, and C4. The melody in the right hand moves up, while the melody in the left hand moves down. Fingering numbers 1 and 3 are indicated above and below the notes.

6.

Parallel Motion

Musical notation for exercise 6, showing parallel motion in 4/4 time. The piece consists of four measures. The right hand (treble clef) starts with a quarter note G4, followed by quarter notes A4, B4, and C5. The left hand (bass clef) starts with a quarter note G3, followed by quarter notes A3, B3, and C4. The melody in the right hand moves up, while the melody in the left hand moves down. Fingering numbers 1 and 3 are indicated above and below the notes.

5THS~6THS

STRETCHING

Musical notation for the 'STRETCHING' exercise. It consists of two staves in common time. The bass staff begins with a sequence of chords: a 1/5 interval (C4-G3), a 1/5 interval (D3-A2), and a 1/5 interval (E3-B2). The treble staff has rests for the first two measures. In the third measure, the treble staff plays a sequence of chords: a 5/1 interval (G4-C5), a 5/1 interval (A4-D5), and a 5/1 interval (B4-E5). The piece concludes with a double bar line and repeat dots.

FOLLOW THE LEADER

Musical notation for the 'FOLLOW THE LEADER' exercise. It consists of two staves in common time. The bass staff plays a sequence of chords: a 1/5 interval (C4-G3), a 1/5 interval (D3-A2), and a 1/5 interval (E3-B2). The treble staff has rests for the first two measures. In the third measure, the treble staff plays a sequence of chords: a 5/1 interval (G4-C5), a 5/1 interval (A4-D5), and a 5/1 interval (B4-E5). The piece concludes with a double bar line and repeat dots.

SNOW GLISTENING

Musical notation for the 'SNOW GLISTENING' exercise. It consists of two staves in common time. The treble staff begins with a melody of eighth notes: C4, D4, E4, F4, G4, A4, B4, C5. The bass staff plays a sequence of chords: a 1/5 interval (C4-G3), a 1/5 interval (D3-A2), and a 1/5 interval (E3-B2). The piece concludes with a double bar line and repeat dots.

Musical notation for the 'SNOW GLISTENING' exercise. It consists of two staves in common time. The treble staff begins with a melody of eighth notes: C4, D4, E4, F4, G4, A4, B4, C5. The bass staff plays a sequence of chords: a 1/5 interval (C4-G3), a 1/5 interval (D3-A2), and a 1/5 interval (E3-B2). The piece concludes with a double bar line and repeat dots.

I V₇ CHORDS IN C MAJOR

WARM-UPS

RED ROCKET

PRIMARY CHORDS IN C MAJOR

LIFTING WEIGHTS

Musical score for "LIFTING WEIGHTS" in C major, 4/4 time. The piece consists of two systems of two staves each. The first system shows the bass clef staff with four measures of chords: C major (1 3 5), F major (1 2 5), C major (1 3 5), and F major (1 2 5). The second system shows the treble clef staff with four measures of chords: C major (5 3 5), F major (5 3 5), C major (5 3 5), and F major (5 4 1). The bass clef staff in the second system has rests in the first two measures and chords in the last two: C major (1 3 5) and F major (1 2 5).

ROCKING HIGH

Musical score for "ROCKING HIGH" in C major, 4/4 time. The piece consists of two systems of two staves each. The first system shows the treble clef staff with a melody starting on C4, moving up stepwise to G4, and then down stepwise to C4. The bass clef staff has rests in the first measure, followed by chords in the second, third, and fourth measures: C major (1 3 5), F major (1 2 5), and C major (1 3 5). The second system shows the treble clef staff with a melody starting on C4, moving up stepwise to G4, and then down stepwise to C4. The bass clef staff has chords in the first two measures: C major (1 2 5) and F major (1 2 5), followed by rests in the third and fourth measures.

ROCKING LOW

The first system of music for 'ROCKING LOW' is in 4/4 time. The right hand (treble clef) features a series of chords, with the first two marked *mf* and fingerings 5-1-3-5 and 5-1-3-5. The left hand (bass clef) has a melodic line starting with a *f* dynamic, marked with fingerings 5, 1, 1, 1. The system concludes with a double bar line.

The second system continues the piece. The right hand has a melodic line starting with a *5 4 1* fingering. The left hand continues with a melodic line. The system concludes with a double bar line.

LAUGH WITH ME

The first system of music for 'LAUGH WITH ME' is in 4/4 time. The right hand (treble clef) has a melodic line with fingerings 2 5, 1 3, 1 3 1, 3, and 2. The left hand (bass clef) has a bass line with fingerings 1 3 5, 1 3 5, 1 3 5, and 1 3 5. The system concludes with a double bar line.

The second system continues the piece. The right hand has a bass line with fingerings 5, 5, and 5. The left hand has a melodic line with fingerings 4 1 3 1, 5, 5, 1 3, and 5. The system concludes with a double bar line.

PHRASING STUDIES

1.

Musical notation for exercise 1, 4/4 time. The piece consists of four measures. The first measure has a whole rest in the treble and a half note G2 in the bass. The second measure has a whole rest in the treble and a half note A2 in the bass. The third measure has a half note B2 in the treble and a half note B1 in the bass. The fourth measure has a half note C3 in the treble and a half note C2 in the bass. Fingering numbers 5, 1, and 1 are shown under the bass notes in the first three measures. A slur is placed over the treble notes in the third measure.

2.

Musical notation for exercise 2, 4/4 time. The piece consists of four measures. The first measure has a half note G2 in the treble and a half note G2 in the bass. The second measure has a half note A2 in the treble and a half note A2 in the bass. The third measure has a half note B2 in the treble and a half note B2 in the bass. The fourth measure has a half note C3 in the treble and a half note C3 in the bass. Fingering numbers 5, 5, 3, 1, 1, 2, and 5 are shown under the notes. Slurs are placed over the treble notes in the first three measures and the bass notes in the fourth measure.

3.

Musical notation for exercise 3, 4/4 time. The piece consists of four measures. The first measure has a quarter note G2 in the treble and a quarter note G2 in the bass. The second measure has a quarter note A2 in the treble and a quarter note A2 in the bass. The third measure has a quarter note B2 in the treble and a quarter note B2 in the bass. The fourth measure has a quarter note C3 in the treble and a quarter note C3 in the bass. Fingering numbers 1, 5, 1, 1, 5, 1, and 5 are shown under the notes. Slurs are placed over the treble notes in the first three measures and the bass notes in the fourth measure.

4.

Musical notation for exercise 4, 4/4 time. The piece consists of four measures. The first measure has a quarter note G2 in the treble and a quarter note G2 in the bass. The second measure has a quarter note A2 in the treble and a quarter note A2 in the bass. The third measure has a quarter note B2 in the treble and a quarter note B2 in the bass. The fourth measure has a quarter note C3 in the treble and a quarter note C3 in the bass. Fingering numbers 1, 3, 1, 2, 2, 5, 1, 3, 1, 2, and 4 are shown under the notes. Slurs are placed over the treble notes in the first two measures and the bass notes in the last two measures.

LEGATO~STACCATO STUDIES

STEP, HOP 1.

Transpose: F, G

Musical notation for Step, Hop 1. Treble clef, C major, 4/4 time. The melody consists of eighth notes with slurs and accents. The bass line consists of quarter notes with slurs and accents. A triplet of eighth notes is marked with a '3' above the first measure.

STEP, HOP 2.

Musical notation for Step, Hop 2. Treble clef, C major, 4/4 time. The melody consists of eighth notes with slurs and accents. The bass line consists of quarter notes with slurs and accents. Fingerings are indicated: 5, 1, 3, 3, 1.

Musical notation for Step, Hop 2. Treble clef, C major, 4/4 time. The melody consists of quarter notes with slurs and accents. The bass line consists of eighth notes with slurs and accents. Fingerings are indicated: 1, 3, 1, 2, 1, 3.

HOP, GLIDE

Musical notation for Hop, Glide. Treble clef, 2/4 time. The melody consists of eighth notes with slurs and accents. The bass line consists of eighth notes with slurs and accents. Fingerings are indicated: 5, 1, 5, 3, 1, 2, 2, 4.

G MAJOR SCALE STUDIES

1.

legato—staccato

Musical notation for the first study, measures 1-4. Treble clef, G major, C time signature. Fingerings: 1, 3, 1, 1, 3, 1, 3. Bass clef has whole rests.

Musical notation for the first study, measures 5-8. Treble clef has whole rests. Bass clef: 5, 1, 3, 3, 1.

2.

Contrary Motion

Musical notation for the second study, measures 1-4. Treble clef: 1, 3, 1, 1, 3, 1, 3. Bass clef: 1, 3, 1, 1, 3, 1, 3.

3.

Parallel Motion

Musical notation for the third study, measures 1-4. Treble clef: 1, 3, 1, 1, 3, 1, 3. Bass clef: 5, 1, 3, 1, 3, 1, 3. Includes "l. h." marking.

I V₇ CHORDS IN G MAJOR

WARM~UPS

1 2 3 5 1 2 3 5

5 3 2 1 5 4 3 1

AIRPLANE RIDE

1 3 1 2 1 2 1 3

1

5 1 3 4 1 2 1 3 1

PRIMARY CHORDS IN G MAJOR

WARM-UPS

Musical notation for Warm-Ups in G major, 4/4 time. The piece consists of four measures. The first measure has a whole rest in the treble and a G chord in the bass. The second measure has a whole rest in the treble and a B chord in the bass. The third measure has a G chord in the treble and a B chord in the bass. The fourth measure has a G chord in the treble and a G chord in the bass. Fingerings are indicated by numbers 1-5.

MARCHING - RIGHT FOOT

Musical notation for Marching - Right Foot in G major, 4/4 time. The piece consists of four measures. The first measure has a G chord in the bass and a melody in the treble starting on G5. The second measure has a B chord in the bass and a melody in the treble. The third measure has a G chord in the bass and a melody in the treble. The fourth measure has a G chord in the bass and a melody in the treble. Fingerings are indicated by numbers 1-5.

MARCHING - LEFT FOOT

Musical notation for Marching - Left Foot in G major, 4/4 time. The piece consists of four measures. The first measure has a G chord in the treble and a melody in the bass starting on G2. The second measure has a B chord in the treble and a melody in the bass. The third measure has a G chord in the treble and a melody in the bass. The fourth measure has a G chord in the treble and a melody in the bass. Fingerings are indicated by numbers 1-5.

WHISTLING A TUNE

Musical notation for Whistling a Tune in G major, 4/4 time. The piece consists of four measures. The first measure has a G chord in the bass and a melody in the treble. The second measure has a B chord in the bass and a melody in the treble. The third measure has a G chord in the bass and a melody in the treble. The fourth measure has a G chord in the bass and a melody in the treble. Fingerings are indicated by numbers 1-5.

6/8 RHYTHM STUDIES

Transpose: F, C
legato—staccato

1.

Musical notation for exercise 1, 6/8 time signature, legato-staccato. The piece consists of two staves (treble and bass clef) with a key signature of one sharp (F#). The melody in the treble clef starts with a quarter note G4, followed by eighth notes A4, B4, C5, and D5. The bass clef accompaniment starts with a quarter note G2, followed by eighth notes A2, B2, and C3. The exercise is marked with a '5' above the first measure and a '1' below the first measure of the bass line. The piece ends with a repeat sign.

Transpose: C

2.

Musical notation for exercise 2, 6/8 time signature, legato. The piece consists of two staves (treble and bass clef) with a key signature of one sharp (F#). The melody in the treble clef starts with a quarter note G4, followed by eighth notes A4, B4, and C5. The bass clef accompaniment starts with a quarter note G2, followed by eighth notes A2, B2, and C3. The exercise is marked with '1 2 1' above the first measure and '1 2 1' below the first measure of the bass line. The piece ends with a repeat sign.

Transpose: C

3.

Musical notation for exercise 3, 6/8 time signature, legato. The piece consists of two staves (treble and bass clef) with a key signature of one sharp (F#). The melody in the treble clef starts with a quarter note G4, followed by eighth notes A4, B4, and C5. The bass clef accompaniment starts with a quarter note G2, followed by eighth notes A2, B2, and C3. The exercise is marked with '1 2 3 1' above the first measure and '1 2 3 1' below the first measure of the bass line. The piece ends with a repeat sign.

Transpose: C

BUNNY HOP

Musical notation for 'BUNNY HOP', 6/8 time signature. The piece consists of two staves (treble and bass clef) with a key signature of one sharp (F#). The melody in the treble clef starts with a quarter note G4, followed by eighth notes A4, B4, and C5. The bass clef accompaniment starts with a quarter note G2, followed by eighth notes A2, B2, and C3. The piece ends with a repeat sign.

F MAJOR SCALE STUDIES

1.

legato—staccato

Contrary Motion

2.

Parallel Motion

3.

PRIMARY CHORDS IN F MAJOR

WARM-UPS

Musical notation for WARM-UPS exercise in F major, 4/4 time. The exercise consists of five measures. The bass line plays chords with fingerings 1-3-5, 1-2-5, 1-3-5, 1-2-5, and 1-3-5. The treble line plays chords with fingerings 5-3-1, 5-3-1, 5-3-1, 5-4-1, and 5-3-1.

JUMPING

Musical notation for JUMPING exercise in F major, 3/4 time. The exercise consists of five measures. The bass line plays chords with fingerings 1-3-5, 1-3-5, 1-3-5, 1-3-5, and 1-3-5. The treble line plays chords with fingerings 5-3-1, 5-3-1, 5-3-1, 5-3-1, and 5-3-1.

ON TIPTOE

Musical notation for ON TIPTOE exercise in F major, 4/4 time. The exercise consists of four measures. The bass line plays chords with fingerings 1-3-5, 1-3-5, 1-3-5, and 1-3-5. The treble line plays chords with fingerings 1-5, 1-5, 1-5, and 1-5. A dashed line indicates the right hand moving over to the next measure.

TWIN ENGINES

Musical notation for TWIN ENGINES exercise in F major, 2/4 time. The exercise consists of five measures. The bass line plays chords with fingerings 1-5, 1-5, 1-5, 1-4, 1-5, and 3. The treble line plays chords with fingerings 3-5, 3-5, 3-5, 4-5, and 3-5.

SCALE ETUDES

1.

First system of exercise 1. Treble clef, bass clef, common time signature. The treble staff contains a melodic line starting with a quarter note G4, followed by eighth notes A4, B4, C5, D5, E5, F5, G5, and a dotted quarter note G5. The bass staff contains a bass line starting with a quarter note G3, followed by eighth notes F3, E3, D3, C3, B2, A2, G2, and a dotted quarter note G2. Fingerings are indicated: 4 in the treble for the first note, 1 and 4 for the next two notes, 3 in the bass for the first note, and 5, 1, 3, 1, 2 for the subsequent notes.

Second system of exercise 1. Treble clef, bass clef, common time signature. The treble staff continues the melodic line with a quarter note G4, eighth notes A4, B4, C5, D5, E5, F5, G5, and a dotted quarter note G5. The bass staff continues the bass line with a quarter note G3, eighth notes F3, E3, D3, C3, B2, A2, G2, and a dotted quarter note G2. Fingerings are indicated: 4 in the treble for the first note, 1 and 4 for the next two notes, 3 in the bass for the first note, and 1, 3, 1 for the subsequent notes.

2.

First system of exercise 2. Treble clef, bass clef, 6/8 time signature. The treble staff contains a melodic line starting with a quarter note G4, followed by eighth notes A4, B4, C5, D5, E5, F5, G5, and a dotted quarter note G5. The bass staff contains a bass line starting with a quarter note G3, followed by eighth notes F3, E3, D3, C3, B2, A2, G2, and a dotted quarter note G2. Fingerings are indicated: 4, 1, 3, 1, 3 in the bass for the first five notes.

Second system of exercise 2. Treble clef, bass clef, 6/8 time signature. The treble staff continues the melodic line with a quarter note G4, eighth notes A4, B4, C5, D5, E5, F5, G5, and a dotted quarter note G5. The bass staff continues the bass line with a quarter note G3, eighth notes F3, E3, D3, C3, B2, A2, G2, and a dotted quarter note G2. Fingerings are indicated: 4, 1, 3, 1, 3 in the bass for the first five notes, and 1, 2, 1, 4 in the treble for the first four notes.

VARIED STUDIES

ICE~SKATING

Musical score for 'ICE~SKATING' in 4/4 time. The piece features a melody in the right hand and a bass line in the left hand. The right hand melody consists of eighth and quarter notes with fingerings: 1 2 1 2 3 1, 1 2, 1 4, and 1 5. The left hand provides a simple accompaniment with quarter notes and rests. The piece ends with a double bar line and repeat dots. The label 'l.h.' is placed at the end of the right-hand staff.

FIDDLE~FADDLE 1.

Musical score for 'FIDDLE~FADDLE 1.' in 4/4 time. The piece features a melody in the right hand and a bass line in the left hand. The right hand melody consists of eighth and quarter notes with fingerings: 3 2 1 5 1, 3 2 1. The left hand provides a simple accompaniment with quarter notes and rests. The piece ends with a double bar line and repeat dots. Fingerings for the left hand are: 2 3 2 5, 1 2 5, 2.

Transpose: F, G

legato—staccato

FIDDLE~FADDLE 2.

Musical score for 'FIDDLE~FADDLE 2.' in 4/4 time. The piece features a melody in the right hand and a bass line in the left hand. The right hand melody consists of eighth and quarter notes with fingerings: 1 5 4 3, 1 5 4 3, 1 5 4 3. The left hand provides a simple accompaniment with quarter notes and rests. The piece ends with a double bar line and repeat dots. Fingerings for the left hand are: 5 1 2 3, 5 1 2 3.

NEAT TRICK

Hold thumbs down throughout.

Musical score for 'NEAT TRICK' in 4/4 time. The piece features a melody in the right hand and a bass line in the left hand. The right hand melody consists of quarter notes with fingerings: 1 2, 5 5 5 5 5 4. The left hand provides a simple accompaniment with quarter notes and rests. The piece ends with a double bar line and repeat dots. Fingerings for the left hand are: 1 2, 5 5 5 5 5 4.

D MAJOR SCALE STUDIES

1.

legato—staccato

Contrary Motion

2.

Parallel Motion

3.

PRIMARY CHORDS IN D MAJOR

WARM-UPS

Musical notation for WARM-UPS exercise in D major, 4/4 time. The exercise consists of five measures. The first measure has a whole rest in the treble clef and a bass clef chord with fingering 1 2 3 5. The next two measures have whole rests in both staves. The fifth measure has a treble clef chord with fingering 5 3 1 and a bass clef chord with fingering 1 2 3 5.

TURNABOUT

Musical notation for TURNABOUT exercise in D major, 4/4 time. The exercise consists of four measures. The first two measures have a treble clef melody with fingering 1 3 and a bass clef chord. The third measure has a treble clef melody with fingering 2 1 and a bass clef chord. The fourth measure has a treble clef chord and a bass clef melody.

ICE~SKATING

Musical notation for ICE~SKATING exercise in D major, 6/8 time. The exercise consists of four measures. The first measure has a treble clef melody with fingering 2 5 1 3 and a bass clef chord. The second measure has a treble clef chord and a bass clef chord. The third measure has a treble clef chord and a bass clef chord. The fourth measure has a treble clef chord and a bass clef chord.

Musical notation for ICE~SKATING exercise in D major, 6/8 time. The exercise consists of four measures. The first measure has a treble clef melody with fingering 1 1 and a bass clef chord. The second measure has a treble clef chord and a bass clef chord. The third measure has a treble clef chord and a bass clef chord. The fourth measure has a treble clef chord and a bass clef chord.

A MAJOR SCALE STUDIES

1.

legato—staccato

2.

PRIMARY CHORDS IN A MAJOR

WARM-UPS

Musical notation for 'WARM-UPS' in A major, 4/4 time. The piece consists of four measures. The first measure has a whole rest in the treble and a bass line with chords: A2 (1 3 5), A3 (1 2 5), A4 (1 3 5), and A5 (1 2 5). The second measure has a whole rest in both staves. The third measure has a treble line with chords: A2 (5 3 1), A3 (5 3 1), A4 (5 3 1), and A5 (5 4 1). The fourth measure has a treble line with a chord: A2 (5 3 1) and a whole rest in the bass. Fingering numbers are provided for all notes.

SONG AT DUSK

Musical notation for 'SONG AT DUSK' in A major, 4/4 time. The piece consists of four measures. The treble clef has a melody starting on A4, moving up stepwise to A5, with a triplet of eighth notes in the first measure and a half note in the second. The bass clef has a bass line with chords: A2 (1 5), A3, A4, and A5. Dynamics are marked *mf* in the treble and *mp* in the bass.

ROLLING HOOPS

Musical notation for 'ROLLING HOOPS' in A major, 6/8 time. The piece consists of two systems of four measures each. The treble clef has a melody of eighth notes with triplets. The bass clef has a bass line with eighth notes and triplets. The second system ends with a fermata and a "2 l.h." marking.

E MAJOR SCALE STUDIES

1.

legato—staccato

First system of musical notation for study 1. It consists of a grand staff with a treble clef and a bass clef. The key signature is E major (three sharps: F#, C#, G#) and the time signature is common time (C). The treble staff contains a sequence of eighth notes: E4, F#4, G#4, A4, B4, C5, D5, E5. The bass staff contains a sequence of eighth notes: E3, D3, C3, B2, A2, G2, F#2, E2. Fingerings are indicated above the treble staff: 1, 3, 1, 1, 3. The system ends with a double bar line.

Second system of musical notation for study 1. It consists of a grand staff with a treble clef and a bass clef. The key signature is E major and the time signature is common time. The treble staff contains a sequence of eighth notes: E4, F#4, G#4, A4, B4, C5, D5, E5. The bass staff contains a sequence of eighth notes: E3, D3, C3, B2, A2, G2, F#2, E2. Fingerings are indicated below the bass staff: 5, 1, 3, 3, 1. The system ends with a double bar line.

2.

First system of musical notation for study 2. It consists of a grand staff with a treble clef and a bass clef. The key signature is E major and the time signature is common time. The treble staff contains a sequence of eighth notes: E4, F#4, G#4, A4, B4, C5, D5, E5. The bass staff contains a sequence of eighth notes: E3, D3, C3, B2, A2, G2, F#2, E2. Fingerings are indicated below the bass staff: 5, 1, 4, 2. The system ends with a double bar line.

Second system of musical notation for study 2. It consists of a grand staff with a treble clef and a bass clef. The key signature is E major and the time signature is common time. The treble staff contains a sequence of eighth notes: E4, F#4, G#4, A4, B4, C5, D5, E5. The bass staff contains a sequence of eighth notes: E3, D3, C3, B2, A2, G2, F#2, E2. Fingerings are indicated below the bass staff: 5, 1, 3, 1, 4, 4, 1, 3. The system ends with a double bar line.

PRIMARY CHORDS IN E MAJOR

WARM-UPS

Musical notation for 'WARM-UPS' in E major, 4/4 time. The piece consists of five measures. The first two measures are whole rests. The last three measures feature a sequence of chords: E5 (5 3 1), E5 (5 3 1), E5 (5 3 1), E4 (5 4 1), and E5 (5 3 1). Fingerings are indicated by numbers 1, 2, 3, 4, and 5 above the notes.

STRICTLY STACCATO

Musical notation for 'STRICTLY STACCATO' in E major, 2/4 time. The piece consists of five measures. The first four measures feature a sequence of chords: E5 (5 3 1), E5 (5 3 1), E5 (5 3 1), and E4 (5 4 1). The fifth measure features a sequence of notes: E5 (5), D5 (3), C#5 (2), and B5 (1). Fingerings are indicated by numbers 1, 2, 3, 4, and 5 above the notes.

THE SPLITS

Musical notation for 'THE SPLITS' in E major, 4/4 time. The piece consists of four measures. The first two measures feature a sequence of chords: E5 (5 3 1), E5 (5 3 1), and E5 (5 3 1). The last two measures feature a sequence of notes: E5 (5), D5 (3), C#5 (2), B5 (1), A5 (1), G5 (1), F#5 (1), and E5 (1). Fingerings are indicated by numbers 1, 2, 3, 4, and 5 above the notes.

ROCK ALONG

Musical notation for 'ROCK ALONG' in E major, 4/4 time. The piece consists of four measures. The first two measures feature a sequence of notes: E5 (5), D5 (3), C#5 (2), B5 (1), A5 (1), G5 (1), F#5 (1), and E5 (1). The last two measures feature a sequence of chords: E5 (5 3 1), E5 (5 3 1), E5 (5 3 1), and E5 (5 3 1). Fingerings are indicated by numbers 1, 2, 3, 4, and 5 above the notes.

MINOR CHORDS

SLOW CRAWL

Musical notation for 'SLOW CRAWL' in 4/4 time. The piece consists of four measures. The first three measures feature a sequence of minor chords: Bb minor, C minor, and D minor. The fourth measure contains a melodic line in the right hand (5, 1, 4, 2) and a bass note (5) in the left hand. Fingerings are indicated by numbers 1-5 above and below notes.

RUNNING ALONG

First system of musical notation for 'RUNNING ALONG' in 4/4 time. It features a continuous eighth-note melody in both hands. The right hand starts on G4 and moves up stepwise, while the left hand starts on G3 and moves up stepwise. Chords are indicated by block letters in the right hand.

Second system of musical notation for 'RUNNING ALONG' in 4/4 time. It continues the eighth-note melody from the first system. The right hand melody includes a sharp sign (F#) in the second measure. The piece concludes with a double bar line and repeat dots.

GOING HOME

Musical notation for 'GOING HOME' in 4/4 time. The piece consists of four measures. The right hand plays a simple melody with notes G4, Bb4, G4, and F4. The left hand plays a bass line with notes G3, Bb3, G3, and F3. The first three measures are marked 'l.h.' (left hand). Fingerings are indicated by numbers 1-5 above and below notes.

CROSSING HANDS

HILL CLIMB

1 2 2 1

l.h.

5

5

2 2 1 2

l.h.

5

2 1 2

l.h.

5

2 1 2

l.h.

5

1 2 4 5

l.h.

5

1

CHROMATICS

ANT CRAWLING

Musical notation for the first system of 'ANT CRAWLING'. The treble clef staff contains a sequence of notes: C4, D4, E4, F4, G4, A4, B4, C5, B4, A4, G4, F4, E4, D4, C4. Fingerings are indicated above the notes: 1, 2, 3, 1, 3, 1, 3, 2, 1, 2, 3, 1, 3, 1, 3, 2, 1. The bass clef staff contains whole rests for all measures.

Musical notation for the second system of 'ANT CRAWLING'. The treble clef staff contains whole rests for all measures. The bass clef staff contains a sequence of notes: C3, D3, E3, F3, G3, A3, B3, C4, B3, A3, G3, F3, E3, D3, C3. Fingerings are indicated below the notes: 1, 2, 3, 1, 3, 1, 3, 2, 1, 2, 3, 1, 3, 1, 3, 2, 1.

Repeat, playing hands together.

DOUBLE NOTES

TWO-STEP

Musical notation for the first system of 'TWO-STEP'. The treble clef staff contains double notes: C4, D4, E4, F4, G4, A4, B4, C5. Fingerings are indicated above the notes: 3, 4, 5, 4. Below the first note, the word 'legato' is written. The bass clef staff contains whole rests for all measures.

Musical notation for the second system of 'TWO-STEP'. The treble clef staff contains whole rests for all measures. The bass clef staff contains double notes: C3, D3, E3, F3, G3, A3, B3, C4. Fingerings are indicated below the notes: 5, 4, 3, 4. The first two notes have a '3' below them, and the last two notes have a '2' below them.

Repeat, playing hands together.

FINGER EXTENSION STUDY





MISTER HANON

legato—staccato

going up

coming down

TEACHER'S TECHNIC



SHEET MUSIC SOLOS

THE VERY YOUNG PIANIST

Elephants' Parade, The (GP166)
Our Chipmunk (GP167)
Raindrops Chatter (GP163)
Spider On My Bed (GP162)
Tom Turkey (GP164)
Yellow Ribbons (GP165)

PRIMER LEVEL

Baby Dinosaur, The (WP1078)
Balloons For Sale (WP1001)
Christmas Medley, Primer (WP1020)
Circus Parade (WP1000)
Graceful Ghost, The (WP1057)
Holland Holiday (WP1066)
Jolly Juggler, The (WP1022)
King's March (WP1023)
Little Jiff (WP1062)
Little Lost Cat (WP1063)
Roadrunner, The (WP1024)
Rudolph, the Red-Nosed Reindeer (WP1049)
Spot (WP1025)
Teddy Bear Boogie (WP1064)
Trick or Treat (WP1026)
Wake-Up Call (WP1065)
Wrapping Presents (WP1087)

LEVEL ONE

All School Parade (WP1027)
Backyard Friends (WP1079)
Bear on a Bike (WP1004)
Big Chief Indian (GP175)
Big Red Fire Engine, The (GP140)
Candy Striped Carousel (GP1005)
Carnival Cha Cha (GP138)
Cat at Night (GP139)
Chinatown (GP126)
Christmas Medley, Level 1 (WP1021)
Dancing (WP1028)
Dancing Ponies (WP1088)
Daydreaming (WP1080)
Frisbee™ Flyers (WP1029)
Halloween Witches (WP1030)
Happy Witch, The (GP150)
Have You Seen? (GP125)
Little Dog Running Down the Street (GP124)
Marching Band (WP1006)
Marching to School (GP135)
Midnight Dance (WP1031)
Monday Rainbow, The (WP1081)
My New Bike (GP148)
Night Visitor (WP1082)
Parade of the Stars (WP1083)
Piano Tuner, The (GP207)
Red Light, Green Light (GP137)
Rock Solid (WP1069)
Roller Blades (WP1085)
Saturday Date, A (WP1086)
School Days (GP208)
Sleepy Alligator, The (GP136)
Summer Vacation (WP1067)
Sun Fiesta (WP1070)
Taco Joe (WP1032)
Turtle at the Zoo (GP123)
Twelve Days of Christmas (WP1019)
Wily Witch, The (WP1058)

LEVEL TWO

Buried Treasures (WP1071)
Calico Cat, The (GP179)
Chinese Snowman, The (GP149)
Clouds (WP1012)
Computer Print-Out (WP1068)

Dump Trucks on Parade (GP112)
Escalator, The (GP171)
First Dancing Class, The (GP129)
Ghosts Dance on Halloween (WP1033)
Heart Breaker (WP1072)
Hush-A-Bye Dolly (GP111)
Indian Ceremonial (WP1007)
It's Raining Out (GP113)
Kitty Cat (GP118)
Latin Holiday (GP105)
March Militaire - Schubert/Bastien (WP1013)
My Green Umbrella (GP106)
Native Dancer (GP205)
Parakeets in Birdland (GP108)
Pioneer Days (WP1008)
Pirate Island (WP1040)
Pumpkin Party (WP1059)
Run-Away Balloon (GP127)
Scat Boogie (WP1014)
Skiing (WP1038)
Skin Divers (GP174)
Spring Carnival (WP1073)
Wild Daisies (GP128)
Wise Old Owl (GP117)

LEVEL THREE

Beethoven's 5th (GP186)
Black Cat Shuffle (WP1060)
Block Party (WP1075)
Blue Mood (GP161)
Broken Clock, The (GP146)
Chasin' the Blues (WP1009)
Climbing in the Cherry Tree (GP115)
Fast Train (WP1010)
First Sonata, A (GP147)
Fish at Play (GP168)
George Washington Crosses the Delaware (GP102)
Giraffe Talk (GP169)
Good Time Boogie (WP1037)
Halloween Haunted House (WP1034)
Hong Kong Marketplace (WP1041)
Jazz Band (WP1076)
March of the Astronauts (GP170)
May Day Celebration (WP1077)
Mexican Fiesta (GP143)
On the Merry-Go-Round (GP132)
Party Rag (WP1035)
Peasant Dance (GP206)
Poodles Prancing (GP107)
River Rafting (WP1074)
Sea Mist (WP1015)
Sonatina in F (GP192)
Sonatina in G (GP155)
Spooks on Halloween (GP109)
Sultan's Caravan, The (WP1046)
Tumbling (GP131)
Victory March (GP209)

LEVEL FOUR

Autumn Sonata (GP202)
Black Cat Tango (GP100)
Bourrée - Bach/Bastien (GP190)
Chinese Tea Party, The (GP114)
Dublin Irish Jig (GP103)
Entertainer, The - Joplin/Bastien (GP177)
Entry of the Gladiators - Fucik/Bastien (WP1036)
Festival (GP158)
Fifth Avenue Poodle (GP141)
Great Halloween Getaway (WP1061)
Jesu, Joy of Man's Desiring - Bach/Bastien (GP188)
Little Gray Burro (GP173)
Maple Leaf Rag - Joplin/Bastien (GP182)
March Allegro (WP1042)
March of the Troll Dolls (GP116)
Moods For Piano (WP1043)
Petite Suite (WP1011)

Rock Concert (GP144)
Rock Festival (GP156)
Rustling Aspen Leaves (GP133)
Señorita (GP172)
Sonatina in Classic Style (GP183)
Sonatine (WP1044)
Spanish Dancer (WP1045)
Spring Sonatina (GP204)
Summer Sonatina (GP201)
Three Dances (GP200)
Toccata in D Minor - Bach/Bastien (GP189)
Variations on a Theme by Paganini (GP187)
Victory March (GP209)
Village Square (GP160)
Winter Sonatina (WP203)

LEVEL FIVE

Concerto in A Minor - Vivaldi/Bastien (GP191)
Final Exam Blues (GP101)
Gigue (GP145)
Gospel (GP176)
Holiday Serenade (GP142)
July 4th Square Dance (GP104)
Rock Time U.S.A. (GP157)
Sonatina in Romantic Style (GP184)
Space Explorers (GP130)
Tarantella (GP159)

LEVEL SIX

Arabesque and Ballade -
Burgmüller/Bastien (WP1050)
Four Chopin Preludes - Chopin/Bastien (WP1051)
Für Elise - Beethoven/Bastien (WP1052)
Solfeggietto - C.P.E. Bach/Bastien (WP1053)
Sonata in C - Mozart/Bastien (WP1054)
Sonatina in C - Clementi/Bastien (WP1055)
Sonatina in Contemporary Style (GP185)
Spinning Song - Ellmenreich/Bastien (WP1056)
Toccata (GP178)

SPECIAL BOOKS & MATERIALS

ADULT COURSE

Bastien Piano for Adults - Book 1 (KP1)
Bastien Piano for Adults - Book 2 (KP2)
Beginning Piano for Adults (GP23)
Older Beginner Piano Course - Level 1 (WP32)
Older Beginner Piano Course - Level 2 (WP33)
Piano: 2nd Time Around (WP59)

FLASHCARDS

Interval Flashcards (WP247)
Music Flashcards (GP27)

PARENT'S GUIDE

A Parent's Guide to Piano Lessons (WP29)

PEDAGOGY TEXT

How to Teach Piano Successfully, 3rd Ed. (GP40)

STICKERS

Jane Smisor Bastien Helpful Hint Seals (G3)
Jane Smisor Bastien Honor Award Seals (G2)
Jane Smisor Bastien Lesson Award Seals (G4)
Jane Smisor Bastien Theory Award Seals (G1)

STUDENT ASSIGNMENT BOOK

Music Notebook (GP16)
Practice Party (WP293)

TEACHER'S RECORD BOOK

Music Teacher's Record Book (WP28)

TRANSFER STUDENT

Multi-Key Reading (GP29)

COURSE BOOKS

INTERMEDIATE PIANO LIBRARY METHOD

Intermediate Repertoire 1 (WP105)
Intermediate Repertoire 2 (WP106)
Intermediate Repertoire 3 (WP107)

THEORY

Intermediate Theory 1 (WP108)
Intermediate Theory 2 (WP109)
Intermediate Theory 3 (WP110)

TECHNIC

Intermediate Technic 1 (WP111)
Intermediate Technic 2 (WP112)
Intermediate Technic 3 (WP113)

SOLO COLLECTIONS

Intermediate Multi-key Solos 1 (WP114)
Intermediate Multi-key Solos 2 (WP115)
Intermediate Multi-key Solos 3 (WP116)

THE BASTIEN PIANO LIBRARY METHOD

Piano Lessons, Primer Level (WP1)
Piano Lessons, Level 1 (WP2)
Piano Lessons, Level 2 (WP3)
Piano Lessons, Level 3 (WP4)
Piano Lessons, Level 4 (WP5)

THEORY

Theory Lessons, Primer Level (WP6)
Theory Lessons, Level 1 (WP7)
Theory Lessons, Level 2 (WP8)
Theory Lessons, Level 3 (WP9)
Theory Lessons, Level 4 (WP10)

TECHNIC

Technic Lessons, Primer Level (WP11)
Technic Lessons, Level 1 (WP12)
Technic Lessons, Level 2 (WP13)
Technic Lessons, Level 3 (WP14)
Technic Lessons, Level 4 (WP15)

NOTE SPELLER

Note Speller, Level 1 (WP20)

SIGHT READING

Sight Reading, Level 1 (WP16)
Sight Reading, Level 2 (WP17)
Sight Reading, Level 3 (WP18)
Sight Reading, Level 4 (WP19)

SOLO COLLECTIONS

Piano Solos, Primer Level (WP22)
Piano Solos, Level 1 (WP23)
Piano Solos, Level 2 (WP24)
Piano Solos, Level 3 (WP25)
Piano Solos, Level 4 (WP26)

TRADITIONAL PRIMERS

Traditional Primer–Piano Lessons (WP100)
Traditional Primer–Theory and Technic (WP101)
Traditional Primer–Piano Solos (WP102)

THE OLDER BEGINNER PIANO LIBRARY METHOD

The Older Beginner Piano Course, Level 1 (WP32)
The Older Beginner Piano Course, Level 2 (WP33)

THEORY/TECHNIC/SIGHT READING

Musicianship For The Older Beginner, Level 1 (WP34)
Musicianship For The Older Beginner, Level 2 (WP35)

SOLO COLLECTIONS

Classic Themes by the Masters (WP40)
Easy Piano Classics (WP42)
Favorite Melodies the World Over, Level 1 (WP37)
Favorite Melodies the World Over, Level 2 (WP38)
Religious Favorites (WP41)
Solo Repertoire (WP83)

MUSIC THROUGH THE PIANO LIBRARY METHOD

Pre-Reading Experiences (GP1)
First Reading Experiences (GP35)
Book 1 Reading (GP2)
Book 2 Reading (GP4)
Book 3 Reading (GP6)

THEORY

Book 1 Writing (GP3)
Book 2 Writing (GP5)
Book 3 Writing (GP7)
Book 4 Writing (GP31)
Book 5 Writing (GP32)
Book 6 Writing (GP33)

TECHNIC

Magic Finger Technique, Book 1 (GP13)
Magic Finger Technique, Book 2 (GP14)
Magic Finger Technique, Book 3 (GP15)

THE VERY YOUNG PIANIST LIBRARY METHOD

The Very Young Pianist, Book 1 (GP34)
The Very Young Pianist, Book 2 (GP51)
The Very Young Pianist, Book 3 (GP52)

THEORY

The Very Young Pianist, Workbook A (GP53)
The Very Young Pianist, Workbook B (GP54)

EAR TRAINING

The Very Young Pianist Listens & Creates, Book 1 (GP79)
The Very Young Pianist Listens & Creates, Book 2 (GP80)
The Very Young Pianist Listens & Creates, Book 3 (GP81)

COLLECTIONS

More Pre-Reading Solos (GP304)
Pre-Reading Christmas Carols (GP301)
Pre-Reading Duets, Book 1 (GP87)
Pre-Reading Duets, Book 2 (GP88)
Pre-Reading Duets, Book 3 (GP89)
Pre-Reading Solos (GP36)
Solos for the Very Young Pianist, Book 1 (GP75)
Solos for the Very Young Pianist, Book 2 (GP82)

ADULT STUDENT

Bastien Piano For Adults, Book 1 (KP1)
Bastien Piano For Adults, Book 2 (KP2)
Beginning Piano For Adults (GP23)
Piano: 2nd Time Around (WP59)

POPULAR COLLECTIONS

Bastien's Best Of Bacharach & David (WP134) [4]
First Songs Of My Country (WP140) [P-1]
Patriotic Songs for Piano (WP21) [2]
Scott Joplin Favorites (GP90) [4]
Stephen Foster Favorites (WP27) [1]
Walt Disney Favorites (GP28) [1]

SOLO COLLECTIONS

Bastien Favorites, Level 1 (GP83)
Bastien Favorites, Level 2 (GP84)
Bastien Favorites, Level 3 (GP85)
Bastien Favorites, Level 4 (GP86)
Happy Halloween, (WP103) [P-2]
Happy Valentine's, (WP104) [P-2]
Piano Recital Solos, Primer (WP64)
Piano Recital Solos, Level 1 (WP65)
Piano Recital Solos, Level 2 (WP66)
Piano Recital Solos, Level 3 (WP77)
Piano Recital Solos, Level 4 (WP78)
Playtime At The Piano, Book 1 (GP18) [2]
Playtime At The Piano, Book 2 (GP19) [3]

SONATINA COLLECTIONS

First Sonatina Album (WP124) [4-5]
First Sonatinas (GP302) [3]
More Mini Sonatinas (WP408) [1]
Sonatina Favorites, Book 1 (GP97) [4]
Sonatina Favorites, Book 2 (GP98) [5]
Sonatina Favorites, Book 3 (GP99) [6]
Sonatinas For The Seasons (GP310) [4]
Three Mini Sonatinas (WP139) [1-2]

TECHNIC

Czerny And Hanon For The Intermediate Grades (GP30) [6]
First Hanon Studies (WP31) [3]
Major Scales & Pieces (GP11) [4]
Minor Scales & Pieces (GP12) [5]

SUPPLEMENTARY BOOKS

CHRISTMAS

Christmas Carols for Multiple Pianos (GP42) [4]
Christmas Duets, Level 1 (GP311)
Christmas Duets, Level 2 (GP312)
Christmas Duets, Level 3 (GP313)
Christmas Favorites, Primer (WP48)
Christmas Favorites, Level 1 (WP49)
Christmas Favorites, Level 2 (WP50)
Christmas Favorites, Level 3 (WP68)
Christmas Favorites, Level 4 (WP69)
Merry Christmas, Vol. 1 (GP8) [1]
Merry Christmas, Vol. 2 (GP17) [2]
Merry Christmas, Vol. 3 (GP41) [4]
Nutcracker Suite, The (WP67) [4]

CLASSIC THEMES

Favorite Classic Melodies, Primer (WP72)
Favorite Classic Melodies, Level 1 (WP73)
Favorite Classic Melodies, Level 2 (WP74)
Favorite Classic Melodies, Level 3 (WP75)
Favorite Classic Melodies, Level 4 (WP76)

COUNTRY & WESTERN

Country, Western 'N Folk, Book 1 (GP66) [3]
Country, Western 'N Folk, Book 2 (GP67) [4]

DUETS

Duet Favorites, Level 1 (WP60)
Duet Favorites, Level 2 (WP61)
Duet Favorites, Level 3 (WP62)

Duet Favorites, Level 4 (WP63)
Duets for Fun, Book 1 (GP22) [2]
Duets for Fun, Book 2 (GP43) [3]

FOLK TUNES

Airs and Ballads of Britain (GP303) [2]
Folk Tune Favorites, Primer (WP46) [P]
Folk Tune Favorites, Level 1 (WP47) [1]
Folk Tunes for Fun (GP21) [1]
Hebrew Favorites (GP92) [3]
Japanese Folk Tunes (GP91) [3]
More Folk Tunes for Fun (GP26) [3]

HYMNS

Hymn Favorites, Primer (WP43) [P]
Hymn Favorites, Level 1 (WP44) [1]
Hymn Favorites, Level 2 (WP45) [2]
Hymns for Piano, Book 1 (GP24) [1]
Hymns for Piano, Book 2 (GP25) [2]

PIANO LITERATURE

First Bach Album (WP128) [5]
First Piano Repertoire Album (WP70) [3-4]
Piano Literature, Vol. 1 (GP9) [4]
Piano Literature, Vol. 2 (GP10) [5]
Piano Literature, Vol. 3 (GP20) [6]
Piano Literature, Vol. 4 (GP57) [6]
Piano Literature, Vol. 5 (GP441) [6]

POP & ROCK

First Pops For Piano (WP135) [P-1]
Pop Piano Styles, Level 1 (WP51)
Pop Piano Styles, Level 2 (WP52)
Pop Piano Styles, Level 3 (WP53)
Pop Piano Styles, Level 4 (WP54)
Pop, Rock 'N Blues, Book 1 (GP37) [2]
Pop, Rock 'N Blues, Book 2 (GP38) [3]
Pop, Rock 'N Blues, Book 3 (GP39) [4]
Rock 'N Blues For Fun (GP56) [1]

ISBN: 0-8497-5012-1

